

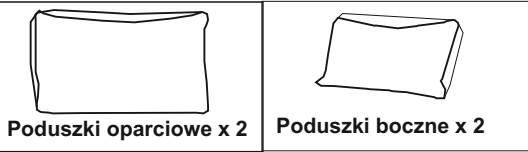


INSTRUKCJA MONTAŻU

Nazwa mebla: VAMOS




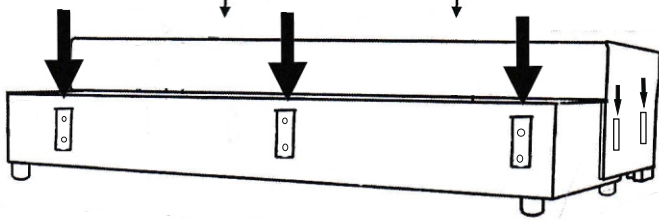
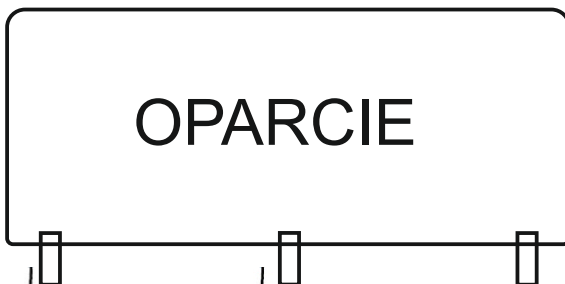
Krok 1



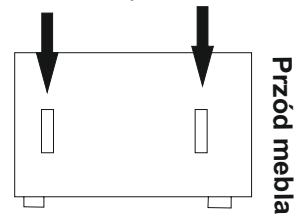
! Otwieramy mebel, łapiąc za środek siedziska

krok 3

krok 2

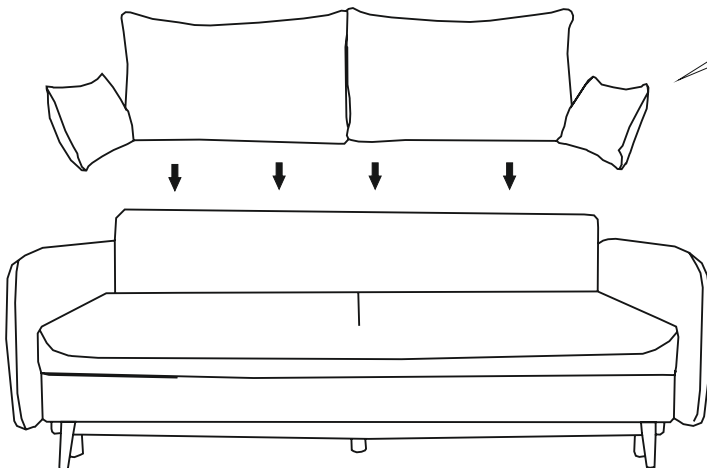


Wsuwamy boczek





Drugi boczek zakładamy w ten sam sposób

Układamy poduszki



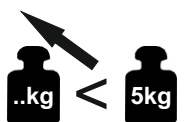
krok 4

Nie siadamy na boczku



! Do pojemnika wkładamy max 5 kg

! Nie siadamy na boczku



wytrzymałość pojemnika

