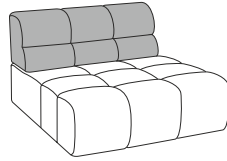


- (D) AUFBAUANLEITUNG
- (NL) HANDLEIDING VOOR DE MONTAGE
- (TR) MONTAJ TALIMATI
- (RO) INSTRUCTIUNI DE ASAMBLARE
- (F) INSTRUCTION D'ASSEMBLAGE
- (CZ) POKYNY K MONTÁŽI
- (BG) ИНСТРУКЦИИ ЗА МОНТАЖ
- (HR) NAPUTCI ZA MONTAŽU
- (E) INSTRUCCIONES DE MONTAJE

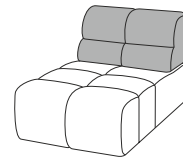
- (GB) ASSEMBLY INSTRUCTIONS
- (PL) INSTRUKCJA MONTAŻU
- (RU) Инструкция по монтажу
- (I) PROCEDURA DI ASSEMBLAGGIO
- (SK) POKYNY K MONTÁŽI
- (HU) KÖZGYŰLÉS UTASÍTÁSOK
- (SLD) ASSEMBLY INSTRUCTIONS
- (S) MONTERINGSANVISNING
- (LT) DIEGIMO INSTRUKCIJOS



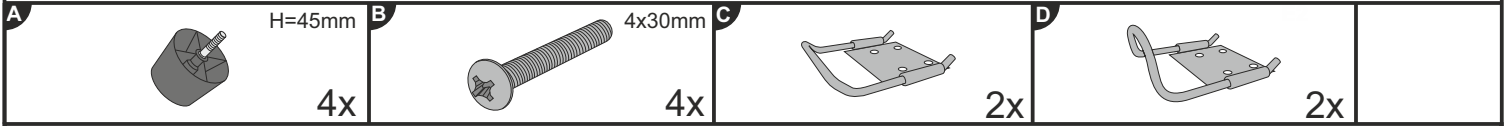
**„TEMPLE”**



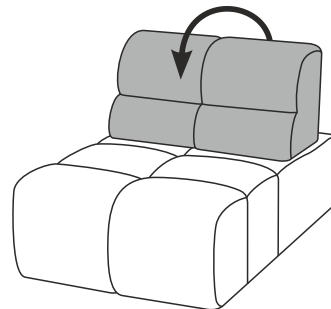
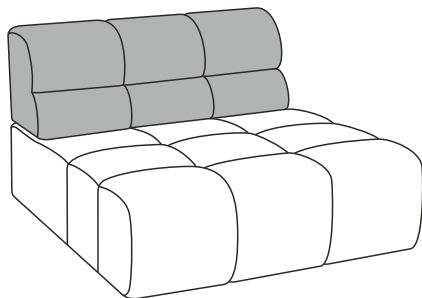
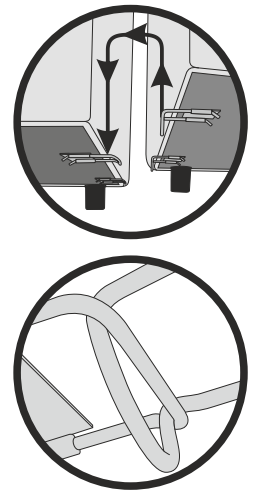
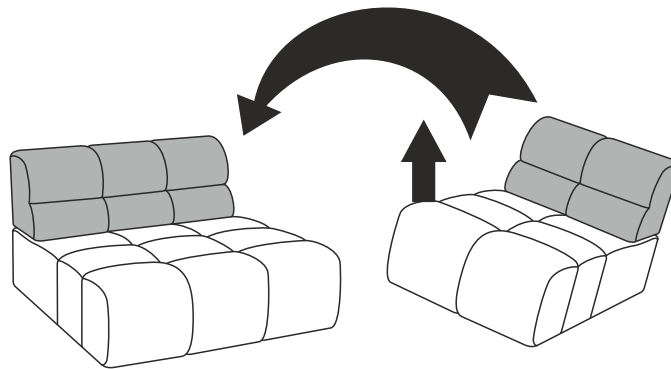
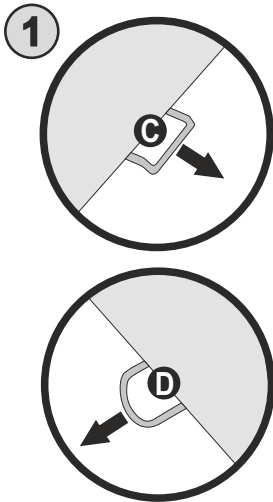
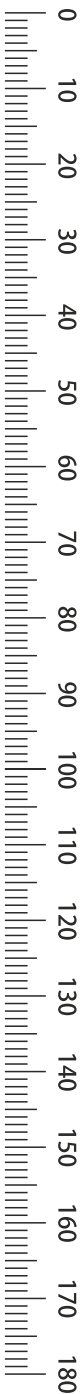
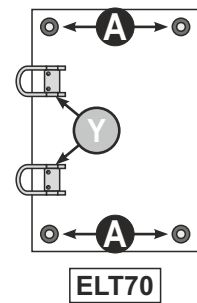
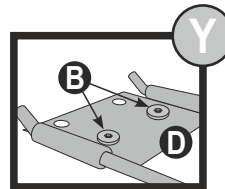
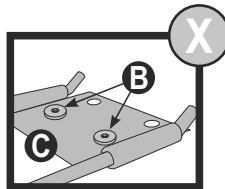
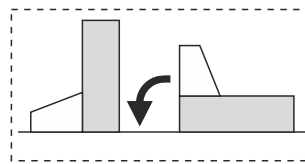
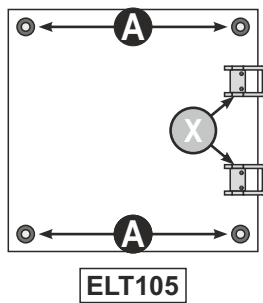
**ELT105 RVM**



**ELT70 RVM**



**PRE-ASSEMBLED/ PRÉ ASSEMBLÉ/ VORMONTIERT/ PREMONTATO/ WSTĘPNIE ZAMONTOWANE**



Le produit destiné à un usage domestique.  
Après assemblage de ce produit, il est conseillé d'aérer régulièrement la pièce pendant

The product is intended for domestic use.  
After assembling this product, it is advisable to ventilate the room regularly for a few days.



**LE TRI FACILE**



**BAC DE TRI**