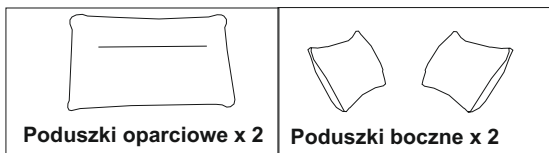


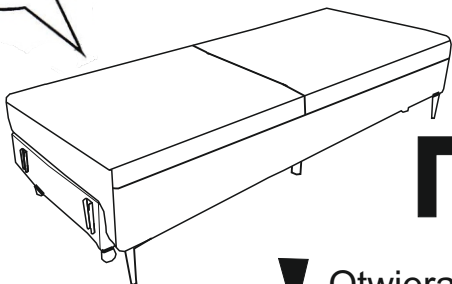


INSTRUKCJA MONTAŻU

Nazwa mebla: **COŠIMO**

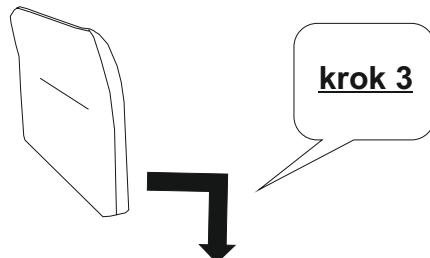
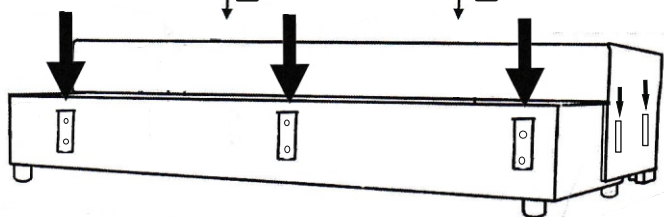
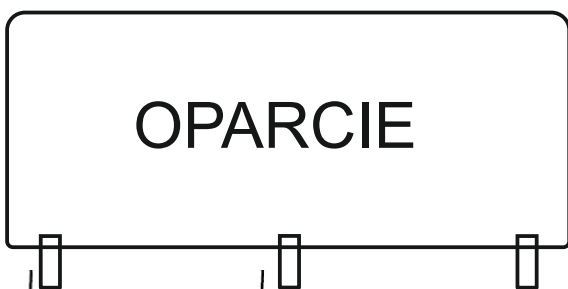


Krok 1



! Otwieramy mebel, łapiąc za środek siedziska

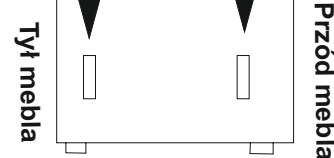
krok 2



krok 3



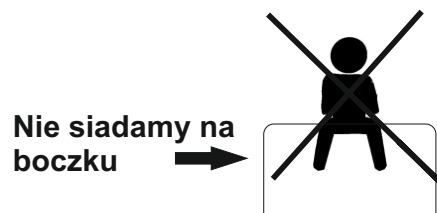
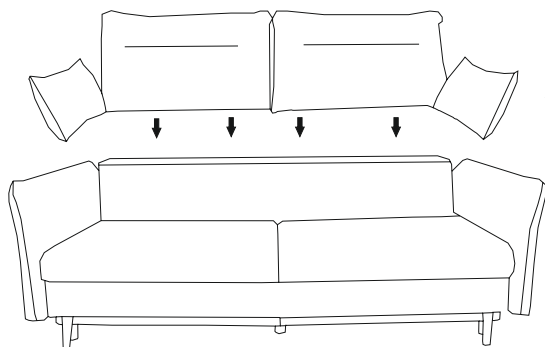
Wsuwamy boczek



Drugi boczek zakładamy w ten sam sposób

Układamy poduszki


krok 4



Nie siadamy na boczku

! Do pojemnika wkładamy max 5 kg

! Nie siadamy na boczku



wytrzymałość pojemnika