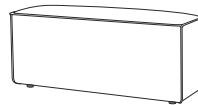


- |                                  |                               |
|----------------------------------|-------------------------------|
| (D) AUFBAUANLEITUNG              | (GB) ASSEMBLY INSTRUCTIONS    |
| (NL) HANDLEIDING VOOR DE MONTAGE | (PL) INSTRUKCJA MONTAŻU       |
| (TR) MONTAJ TALIMATI             | (RU) Инструкция по монтажу    |
| (RO) INSTRUCTIUNI DE ASAMBLARE   | (I) PROCEDURA DI ASSEMBLAGGIO |
| (F) INSTRUCTION D'ASSEMBLAGE     | (SK) POKYNY K MONTÁŽI         |
| (CZ) POKYNY K MONTÁŽI            | (HU) KÖZGYŰLÉS UTASÍTÁSOK     |
| (BG) ИНСТРУКЦИИ ЗА МОНТАЖ        | (SLD) ASSEMBLY INSTRUCTIONS   |
| (HR) NAPUTCI ZA MONTAŽU          | (S) MONTERINGSANVISNING       |
| (E) INSTRUCCIONES DE MONTAJE     | (LT) DIEGIMO INSTRUKCIJOS     |



„PUZZLE”



AT 90

AT 135

RU 90

RU 135

A H=35mm



4x

B



4x

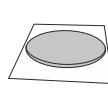
C

H=25mm



1x

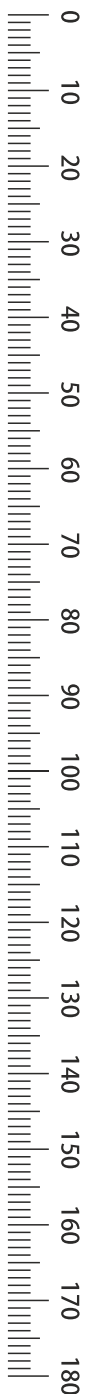
D



Ø30mm

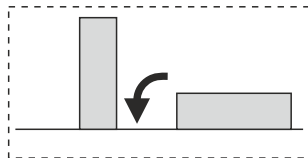
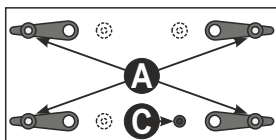
4x

PRE-ASSEMBLED/ PRÉ ASSEMBLÉ/ VORMONTIERT/ PREMONTATO/ WSTĘPNIE ZAMONTOWANE

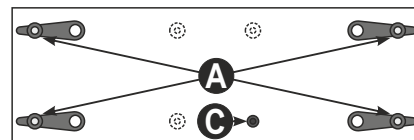


1

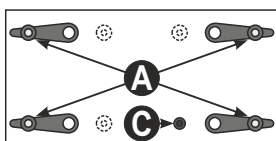
AT 90



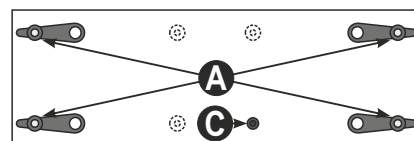
AT 135



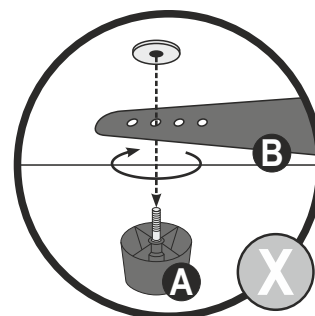
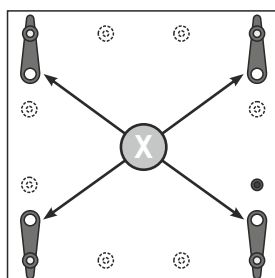
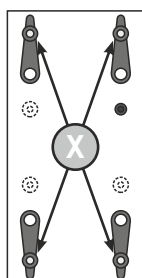
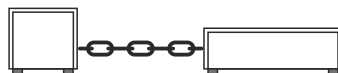
RU 90



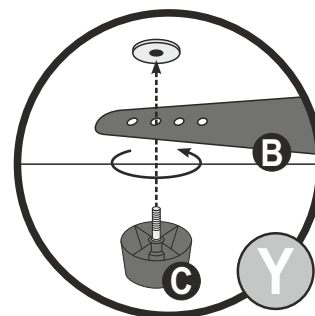
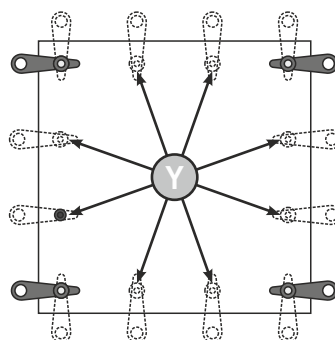
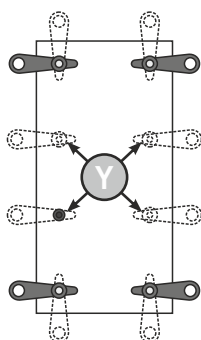
RU 135



2



3



**2 X** **10 MIN**

- |                                  |                               |
|----------------------------------|-------------------------------|
| (D) AUFBAUANLEITUNG              | (GB) ASSEMBLY INSTRUCTIONS    |
| (NL) HANDLEIDING VOOR DE MONTAGE | (PL) INSTRUKCJA MONTAŻU       |
| (TR) MONTAJ TALIMATI             | (RU) Инструкция по монтажу    |
| (RO) INSTRUCTIUNI DE ASSEMBLARE  | (I) PROCEDURA DI ASSEMBLAGGIO |
| (F) INSTRUCTION D'ASSEMBLAGE     | (SK) POKYNY K MONTÁŽI         |
| (CZ) POKYNY K MONTÁŽI            | (HU) KÖZGYŰLÉS UTASÍTÁSOK     |
| (BG) ИНСТРУКЦИИ ЗА МОНТАЖ        | (SLD) ASSEMBLY INSTRUCTIONS   |
| (HR) NAPUTCI ZA MONTAŽU          | (S) MONTERINGSANVISNING       |
| (E) INSTRUCCIONES DE MONTAJE     | (LT) DIEGIMO INSTRUKCIJOS     |



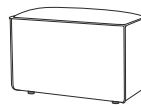
„PUZZLE”



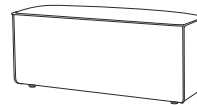
AT 90



AT 135



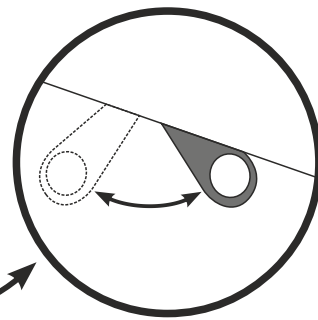
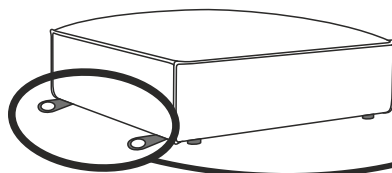
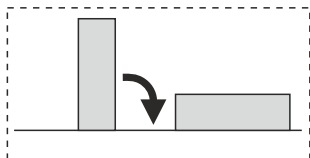
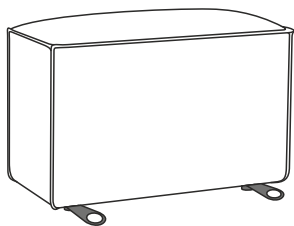
RU 90



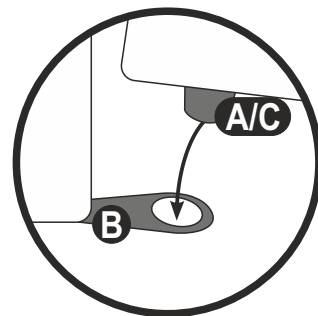
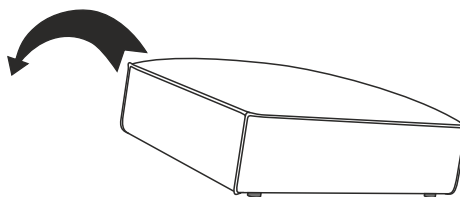
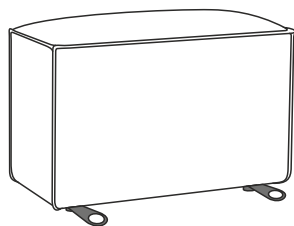
RU 135

2/2

4



5



6



ELT AT/RU ✓

ELT AT/RU X

